

Basic features

Approval/Conformity	CE UKCA WEEE cULus
Display	yes
Scope of delivery	Short guide Part label (20x) Port cover M12 (4x) Grounding strap Lock washer M4x6 screw
Supported web browsers	Google Chrome Mozilla Firefox

Display/Operation

Actuator supply UA, indicator	Green LED
IO-Link communication indicator	Green LED
Sensor supply US indicator	Green LED
Switching function display	LED yellow

Electrical connection

Connection (COM 1)	M12x1-Female, 4-pin, D-coded
Connection (COM 2)	M12x1-Female, 4-pin, D-coded
Connection (supply voltage IN)	M12x1-Male, 4-pin, T-coded
Connection (supply voltage OUT)	M12x1-Female, 4-pin, T-coded
Connection slots	8x M12x1-Female, 5-pin, A-coded
Contact, surface protection	NiAu

Electrical data

Address range	IPV4
Configurable inputs/outputs	yes
Current sum UA, actuator	12.0 A
Current sum US, sensor	12.0 A
IO-Link function	Master
Operating voltage Ub	18...30.2 VDC
Output current max.	2 A short-circuit proof and overload-proof
Output current max. Class B ports	3.5 A
Output current max., note	short-circuit proof and overload-proof
Rated operating voltage Ue DC	24 V
Transfer rate	10/100 Mbit/s

Network Blocks
BNI PNT-538-105-Z063
Order Code: BNI00AZ

BALLUFF

Environmental conditions

Ambient temperature	-5...70 °C
Ambient temperature UL max.	45 °C
EN 60068-2-6, Vibration	5...61 Hz, constant amplitude 1 mm 61...500 Hz, constant acceleration 15 g
IP rating	IP67, when threaded in
Storage temperature	-25...70 °C

Functional safety

MTTF (40 °C)	35 a
--------------	------

Interface

Auxiliary interfaces	8x IO-Link
Conformity class	B
Digital inputs	12x PNP, Type 3
Digital outputs	12x PNP
Fast Start-Up (FSU)	yes
IO-Link version	1.1
Interface	Profinet I/O
Netload class	III
Port-class	Type A (4x) + Type B (4x)

Material

Gasket, material	FKM 75
Housing material	Zinc, Die casting
Housing shield	yes
Surface protection	Cu 15 µm Ni 15 µm

Mechanical data

Dimension	68 x 31.7 x 224 mm
Mounting ground strap	M4
Mounting part	2-hole screw mount

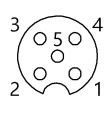
Remarks

See short guide

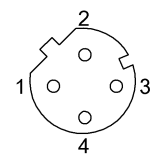
For more information about MTTF and B10d see MTTF / B10d Certificate

Indication of the MTTF- / B10d value does not represent a binding composition and/or life expectancy assurance; these are simply experiential values with no warranty implications. These declared values also do not extend the expiration period for defect claims or affect it in any way.

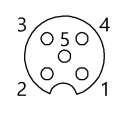
Connector Drawings



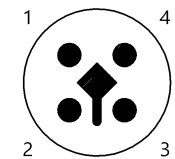
IO-Link
 PIN 1: +24V
 PIN 2: In-/output/Diagnostics
 PIN 3: 0V
 PIN 4: IO-Link/In-/Output
 PIN 5: n.c.



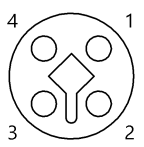
Profinet Port
 PIN 1: TD+
 PIN 2: RD+
 PIN 3: TD-
 PIN 4: RD-



IO -Link Class B
 PIN 1: +24V
 PIN 2: P24
 PIN 3: 0V
 PIN 4: IO-Link/Input
 PIN 5: N24



Power IN
 PIN 1: +24V, US
 PIN 2: N24
 PIN 3: GND
 PIN 4: P24



Power Out
 PIN 1: +24V, US
 PIN 2: N24
 PIN 3: GND
 PIN 4: P24